






A family collage poster can help children appreciate the similarities and differences in each other's families. The posters can also help children when they get homesick.

### Supplies

- ★ Photos of family members (parents, siblings, other family members, pets)
- ★ Construction paper or poster board
- ★ Glue stick
- ★ Markers



# Family Collage Poster

Skills Children Learn: Awareness and appreciation of diversity

## Directions

- 1 Invite the children to arrange their photos on poster board or construction paper. The children can then stick them on with glue sticks.
- 2 Ask each child to dictate descriptions of each person in the photos. Write the words exactly as dictated, under each photo.
- 3 Discuss each family collage with the whole group; encourage the children to ask questions.
- 4 Hang the posters in a prominent place at child-eye level.

**Tips For Mixed Ages:** 5 year olds and older can be encouraged to write their own descriptions under their photos.



Major funding provided by



A production of KCET/Los Angeles in association with Sesame Workshop.  
A production of KCET/Los Angeles in association with 44 Blue Productions, Inc.

© 2007 Community Television of Southern California. All rights reserved.

[www.aplaceofourown.org](http://www.aplaceofourown.org)

